



Kentucky High School Athletic Association
2280 Execulive Drive ° Lexington, KY 40505 ° www.khsaa.org ° (859)299-5472 (859)293-5999 (fax)

To: Superintendent, Principal, and Athletic Director
From: Brigid L. DeVries, Commissioner
Larry Boucher, Assistant Commissioner *LB*
Date: August 13, 2003
Subject: 2002-2003 Annual Report Forms Submission
School: Dixie Heights High School

Enclosed please find a copy of Form T-65, The 2002-2003 Annual Report Forms Checklist. In addition, you may find an attachment with corrected copies of the forms submitted by your school personnel. Please review this information so the forms can be completed accurately in the future. Also, KHSAA Audit Staff may have requested a re-submission of some of the 2002-2003 Annual Report Forms or need additional information on your athletic programs. Please submit this information by the date requested if this is applicable. Copies and all KHSAA Title IX documents must be kept current and included in your permanent Title IX File at the school. All documents are subject to Open Records Requests.

Should you need any further information, please do not hesitate to call anytime.



MEMORANDUM

TO: KHSAA Member School Superintendents, Principals, and Athletic Directors

FROM: Brigid L. DeVries, Commissioner
Larry Boucher, Executive Assistant Commissioner *LB*

DATE: June 16, 2003

RE: 2003 Title IX Forms Submission

School	Dixie Heights High School	Reviewed by	Phyllis Catlett
--------	---------------------------	-------------	-----------------


The following is a status report regarding the required 2002 - 2003 Title IX submission of forms due in to the KHSAA office by April 15, 2003. Appropriate audit personnel have reviewed these forms and the following is a summary of this review.

I. Checklist of Forms properly submitted in a satisfactory manner:

✓	GE 19 (Annual Verification)	✓	T-35 (Budget Expenses)
✓	T-1 (Summary Program Chart 1)	✓	T-36 (Budget Expenses)
✓	T-2 (Summary Program Chart 2)	✓	T-41 (Checklist - Overall Interscholastic Program)
✓	T-3 (Summary Program Chart 3)	✓	T-60 (Corrective Action Plan)
✓	T-4 (Summary Program Chart 4)	✓	T-63 (Interscholastic Survey Results)

II. Status

A.	✓	2002 - 2003 Forms are satisfactory and no further information or action is necessary at this time.
B.		Errors have been noted with respect to the following forms and corrected copies are being returned to you for placement in your Title IX file to ensure proper submission in the future.
C.		The following forms were omitted and must be submitted by school representatives.
D.	✓	Other Recommendation and Comments: <ul style="list-style-type: none"> • It is recommended that students be placed on the Gender Equity Review Committee and be active members of the Committee. • It appears from the information provided that the school is not in compliance with any of the three-prong test. • It is recommended that school personnel survey students in grades 8-11 and adopt a method of administering the survey that would get a higher percentage rate of return.



MEMORANDUM

To: KHSAA Member School Superintendents, Principals, and Athletic Directors

From: Brigid L. DeVries, Commissioner
Larry Boucher, Assistant Commissioner

Date: JUNE 16, 2003

Re: 2003 Title IX Forms Submission

School	<u>DIXIE HEIGHTS</u>	Reviewed by	<u>PHYLIS CATLETT</u>
--------	----------------------	-------------	-----------------------

The following is a status report regarding the required 2002-2003 Title IX submission of forms which were due in to the KHSAA office by April 15, 2003. Appropriate audit personnel have reviewed these forms and the following is a summary of this review.

I. Checklist of Forms properly submitted in a satisfactory manner:

<input checked="" type="checkbox"/>	GE 19 (Annual Verification)	<input checked="" type="checkbox"/>	T-35 (Budget Expenses)
<input checked="" type="checkbox"/>	T-1 (Summary Program Chart 1)	<input checked="" type="checkbox"/>	T-36 (Budget Expenses)
<input checked="" type="checkbox"/>	T-2 (Summary Program Chart 2)	<input checked="" type="checkbox"/>	T-41 (Checklist - Overall Interscholastic Program)
<input checked="" type="checkbox"/>	T-3 (Summary Program Chart 3)	<input checked="" type="checkbox"/>	T-60 (Corrective Action Plan)
<input checked="" type="checkbox"/>	T-4 (Summary Program Chart 4)	<input checked="" type="checkbox"/>	T-63 (Interscholastic Survey Results)

II. Status

A.	<input checked="" type="checkbox"/>	2002-2003 Forms are satisfactory and no further information or action is necessary at this time.
B.	<input type="checkbox"/>	Errors have been noted with respect to the following forms and corrected copies are being returned to you for placement in your Title IX file to ensure proper submission in the future.
C.	<input type="checkbox"/>	The following forms were omitted and must be submitted by school representatives.
D.	<input type="checkbox"/>	Other Recommendation and Comments: <i>The school does not have a student on the Honor Society Committee. It appears from the information provided that the school is presently not in compliance with any of the three prom test. It is suggested that the school survey students in grade 8-11 and adopt a method of administering the survey that would get a higher percentage of return.</i>



APR 14 2003

**2002-2003 KENTUCKY HIGH SCHOOL ATHLETIC ASSOCIATION
ANNUAL VERIFICATION OF TITLE IX PROCEDURES**
(To be submitted by April 15, 2003 along with other required forms)

The Dixie Heights High School, Edgewood, Kentucky
(Name of High School) (City)

certifies to the Kentucky High School Athletic Association that the following is an accurate and true representation of the facts surrounding compliance with 20 U.S.C. Sections 1681-1688, et. Seq. (also known as Title IX)

I certify the following provisions in accordance with records at the school contained in the permanent Title IX file, and to the best of my knowledge have completed the following tasks. (All boxes must be checked)

- Established a gender equity committee at the high school. (list committee personnel and provide attachment if necessary)

Name	Address	Phone	Title
Tom Spritzley		426-4907	A.D.
Kim Banta		426-4903	Principal
DEAN FOKES		341-7650	Teacher / FPS Softball Coach
SCOTT DRAUD		426-4902	Asst. Principal / HEAD Boys Basketball Coach
LARRY TIGGS		426-4906	Asst. Principal
TERENCE O'CONNOR		341-7650	Teacher / Freshman Boys Basketball Coach Sited Based Council Member

- Scheduled a minimum of three meetings during the 2002-2003 school year on the following dates:

Monday, August 26, 2002
Monday, November 4, 2002
Tuesday, February 18, 2003

- Designated the following person(s) as the Title IX coordinator for the school/district:

<u>Tom Spritzley</u>	<u>A.D.</u>	<u>3010 Dixie Highway</u>	<u>859-426-4907</u>
Name	Title	Address	Phone

- School personnel are continuing to make periodic reviews of the boys and girls athletics program reflected in the Corrective Action Plan.

- In addition to the above information, the above referenced school maintains a complete permanent file relative to Title IX records including copies of the self-assessment audit, all corrective action plans, and other related materials.

Kimberly Banta
Principal's Signature

4/11/03
Date

Carl Wickham
School Board Chairpersons' Signature

Susan K. Cook
Superintendent Signature

(Send original copy to KHSAA - Maintain duplicate in Title IX school folder)

**ACCOMMODATION OF INTERESTS AND ABILITIES
SUMMARY PROGRAM CHART 1**

Participation Opportunities Test One

		(Column 1)	(Column 2)	(Column 3)	(Column 4)
	Program	Enrollment	Percentage of Total Enrollment	Number of Interscholastic Participants (double and triple count)	Percentage of Total Participation
Row 1	GIRLS	516	47%	250	38.2%
Row 2	BOYS	583	53%	405	61.8%
Row 3	Totals	1,099	100%	655	100%

Instructions:

*Number of 8th grade students & below used in Column 4 calculations if applicable: _____

- Determine the total number of girls enrolled, (place in Row 1, Column 1). Determine the total number of boys enrolled, (place in Row 2, Column 1).
- Add the total number of girls and boys enrolled to determine total enrollment, (place in Row 3, Column 1).
- Calculate the percentage of total enrollment that is female. (Divide Row 1, Column 1 by row 3, Column 1 and place in Row 1, Column 2.) Calculate the percentage of total enrollment that is male. (Divide Row 2, Column 1 by Row 3, Column 1 and place in Row 2, Column 2.) Note: Row 1, Column 2 plus Row 2, Column 2 should total 100%.
- Ask the head coaches to review the most updated eligibility or squad lists for their teams. Ask coaches to confirm the names of those individuals who are on the team as of the first **date of competition**, and cross out the names of those who were cut from the team or quit the team prior to the first competitive event. Determine the total number of interscholastic athletics participants that are girls, (and place in Row 1, Column 3). In order to determine the total number of athletics participants, an individual should be counted each time he or she participates on a team. For example, if Jane Doe competes on the varsity volleyball team, the junior varsity volleyball team, the junior varsity basketball team, and the varsity softball team, she should be counted as four participants (**do not include club or intramural sports participants, cheerleaders, dance teams, or pom squads**). Calculate the same way for boys and girls. * In addition, should 8th grade students and below play on a Freshman, Junior Varsity, or Varsity team, they should also be counted for each team and sport on which they participate. If applicable, please asterisk the above notation as to how many 8th grade students & below are included in the totals. Using the same procedure, determine the total number of interscholastic athletic participants that are boys, (and place in Row 2, Column 3). Add Row 1, Column 3 plus Row 2, Column 3 to get total participants and place in Row 3, Column 3.
- Calculate the percentage of female participation. (Row 1, Column 3 divided by Row 3, Column 3 and place in Row 1, Column 4.) Calculate the percentage of male participation. (Row 2, Column 3 divided by Row 3, Column 3 and place in Row 2, Column 4.) Note: Row 1, Column 4 plus Row 2, Column 4 should total 100%.

Note: While being within three percent is not a formal compliance standard; if the percent listed in Row 1, Column 4 is within 3% of Row 1, Column 2, then it provides a good target within which compliance is likely.

Principal's Signature: Kemby A. Barts Date: 4/11/03


ACCOMMODATION OF INTERESTS AND ABILITIES**SUMMARY PROGRAM CHART 2****Participation Opportunities Test Two**

			Column 1	Column 2	Column 3	Column 4	Column 5
Program			Number of Teams Currently Offered	Number of Participants	Number of Teams Added in Last Five Years	Number of Participants Added in Last Five Years	Percent of Total Participation By Sex Added in Last 5 Years
GIRLS	Row 1	varsity:	10	172	1	22	
	Row 2	j.v.:	5	71	1	17	
	Row 3	frosh:	1	7	0	0	
	Row 4	total:	16	250	2	39	15.6%
BOYS	Row 5	varsity:	10	245	0	0	
	Row 6	j.v.:	5	114	0	0	
	Row 7	frosh:	2	46	0	0	
	Row 8	total:	17	405	0	0	0


- 1) For Column 1, list the number of interscholastic teams offered for girls and boys at each competitive level (varsity, junior varsity, and freshman). For girls, total each of the entries in Rows 1, 2, and 3 into Row 4. For boys, total Rows 5, 6, and 7 into Row 8.
- 2) For Column 2, list the number of participants at each level. For girls, total each of the entries in Rows 1, 2, and 3 into Row 4. For boys, total Rows 5, 6, and 7 into Row 8. **Note:** The totals in Row 4 for girls and in Row 8 for boys must be the same as the totals in Form T-1, Column 3, Rows 1 and 2 respectively.
- 3) For Column 3, list the number of interscholastic teams that have been added in the last five years at each competitive level. Count each team added during the 5 year period only one time. e.g. Girl's junior varsity soccer was added 3 years ago, count the team only once, not 3 times. For girls, total the entries in Rows 1, 2, and 3 into Row 4. For boys, total Rows 5, 6, and 7 into Row 8.
- 4) For Column 4, list the number of participants that are currently on each level of the teams that were added in the last five years. If a team was added previously but no longer exists, there are no current participants to be added for that team. For girls, total the entries in Rows 1, 2, and 3 into Row 4. For boys, total Rows 5, 6, and 7 into Row 8.
- 5) For Column 5, calculate the percentage of participants that have been added in the last five years. For girls, take the number in Column 4, Row 4 and divide by the number in Column 2, Row 4. For boys, take the number in Column 4, Row 8 and divide it by the number in Column 2, Row 8.

Note: If the percentage of current participants added in the last five years is 25% or greater, compliance with test two may be possible. If less than 25%, then compliance with test three should be analyzed. **CAUTION:** 25% is not a formal compliance standard.

Principal's Signature: _____



Date: _____



2002-2003
ACCOMMODATION OF INTERESTS AND ABILITIES
SUMMARY PROGRAM CHART 3

Participation Opportunities Test Three

For any question answered "YES" identify the respective sport(s).

	GIRLS (Yes / No)		BOYS (Yes / No)
1. For a sport not currently played at the interscholastic level (varsity, junior varsity, or freshman) in your school, is there an intramural team offered for that sport?	No		No
2. For a sport <u>not</u> currently offered in your interscholastic athletics program, is there sufficient interest to form a viable interscholastic team based on participation on an intramural team or community recreation teams?	No		No
3. For a sport <u>not</u> currently offered, is there sufficient interest to form a viable interscholastic team based on student responses from the interscholastic survey?	Yes		Yes
4. For a sport currently offered at the varsity level only, is there sufficient interest to form a viable team for a junior varsity, or freshman team that is not currently offered?	No		No
5. For a sport currently offered at the junior varsity or freshman level is there sufficient interest to form a varsity team not currently offered?	No		No
6. If you answered YES to question (1), (2), (3), (4), or (5), are there enough high schools in your geographic area offering the sport (at the appropriate level) to allow for the development of a reasonable schedule of competition?	No		No

Principal's Signature: Kimberly Beck Date: 4/11/03

2002-2003
ACCOMODATION OF INTERESTS AND ABILITIES+
SUMMARY PROGRAM CHART 4

Levels of Competition Test One

		Column 1	Column 2	Column 3
Girls	Team Levels	Number of Teams Currently Offered	Number of Participants	Percentage of Participants at Each Level
Row 1	varsity:	10	172	68.8%
Row 2	j.v.:	5	71	28.4%
Row 3	frosh:	1	7	2.8%
Row 4	total:		250	100%
Boys				
Row 5	varsity:	10	245	60.5%
Row 6	j.v.:	5	114	28.1%
Row 7	frosh:	2	46	11.4%
Row 8	total:		405	100%

- 1) Column 1, list the number of interscholastic teams offered for girls and boys at each competitive level; varsity, junior varsity, and freshman. (Refer to Form T-2, Accommodation of Interests and Abilities, Summary Program Chart 2, Column 1.)
- 2) For Column 2, list the number of participants at each level. For girls, total the entries in Rows 1, 2, and 3 into Row 4. For boys, total the entries in Rows 5, 6, and 7 into Row 8. (Refer to Form T-2, Accommodation of Interests and Abilities, Summary Program Chart 2, Column 2.)
- 3) For Column 3, calculate the percentage of female and male participants at each level.
For girls' varsity, junior varsity, and frosh, respectively:
 - Divide Column 2, Row 1 by Column 2, Row 4, and place the percentage in Column 3, Row 1.
 - Divide Column 2, Row 2 by Column 2, Row 4, and place the percentage in Column 3, Row 2.
 - Divide Column 2, Row 3 by Column 2, Row 4, and place the percentage in Column 3, Row 3.
 -
 For boys' varsity, junior varsity, and frosh, respectively:
 - Divide Column 2, Row 5 by Column 2, Row 8, and place the percentage in Column 3, Row 5.
 - Divide Column 2, Row 6 by Column 2, Row 8, and place the percentage in Column 3, Row 6.
 - Divide Column 2, Row 7 by Column 2, Row 8, and place the percentage in Column 3, Row 7.

Principal's Signature: Kimberly A. Bantz Date: 4/11/03

2002-2003
BUDGETED AND ACTUAL EXPENDITURES - PROGRAM COMPARISON CHART
TO INCLUDE BOOSTER CLUB FUNDING

	equipment and supplies		travel		awards		coaches' salaries (to include supplemental and extended employment)		facilities improvements		publications (if sport-specific)	
	B	E	B	E	B	E	B	E	B	E	B	E
G basketball	0	9,207.17	0	100	0	0	16,350	16,350	0	0	0	0
B basketball	0	5,099.70	0	0	0	0	16,350	16,350	0	0	0	0
G softball	0	1,610	0	0	0	0	3,668	3,668	0	0	0	0
B baseball	0	1,840	0	0	0	0	3,668	3,668	0	0	0	0
G cross country	0	1,823.75	0	659	0	110.15	1,734	1,734	0	0	0	0
B cross country	0	0	0	0	0	0	1,734	1,734	0	0	0	0
G golf	0	484.35	0	0	0	15.95	1,277	1,277	0	0	0	0
B golf	0	654	0	0	0	43.80	1,277	1,277	0	0	0	0
G soccer	0	2,180	0	687	0	0	3,668	3,668	0	0	0	0
B soccer	0	1,051.15	0	687	0	0	3,668	3,668	0	0	0	0
G swimming	0	1,755.09	0	0	0	0	1,734	1,734	0	0	0	0
B swimming	0	0	0	0	0	0	0	0	0	0	0	0

1. Budget and expenditures on this 2002-2003 year report due by April 15, 2003, should reflect the total monies budgeted and spent for the entire year of 2001-2002 ending June 30, 2002.
2. "B" is for budgeted dollar amounts and "E" is for actual dollar expenditures.
3. Booster Club Funding/Contributions must be included in the expenditures total.

Principal's Signature: Kimberly A. Bantz Date: 4/11/03

2002-2003
BUDGETED AND ACTUAL EXPENDITURES - PROGRAM COMPARISON CHART 2
TO INCLUDE BOOSTER CLUB FUNDING

Teams	equipment and supplies		travel		awards		coaches' salaries (to include supplemental and extended employment)		facilities improvements		publications (if sport-specific)	
	B	E	B	E	B	E	B	E	B	E	B	E
G track	0	1,000	0	0	0	100	3,668	3,668	0	0	0	0
B track	0	1,000	0	0	0	100	3,668	3,668	0	0	0	0
G tennis	0	500	0	0	0	50	1,734	1,734	0	0	0	0
B tennis	0	500	0	0	0	50	1,734	1,734	0	0	0	0
G volleyball	0	885	0	0	0	100	2,622	2,622	0	0	0	0
B wrestling	0	1,440	0	0	0	100	3,668	3,668	0	0	0	0
Stowport Superior G (list sport)	0	1,092.50	0	0	0	50	3,668	3,668	0	0	0	0
B (football)	0	16,957.76	0	2,976.50	0	467.91	32,156	32,156	0	0	0	0
G (list sport)												
B (list sport)												

1. Budget and expenditures on this 2002-2003 year report due by April 15, 2003, should reflect the total monies budgeted and spent for the entire year of 2001-2002 ending June 30, 2002.
2. "B" is for budgeted dollar amounts and "E" is for actual dollar expenditures.
3. Booster Club Funding/Contributions must be included in the expenditures total.

Principal's Signature: Kimberly Barts Date: 4/11/03

2002-2003 KHSAA TITLE IX ATHLETICS AUDIT

KHSAA
Form T41
Rev. 9/02

Checklist - Overall Interscholastic Athletics Program

Areas of Compliance	ADVANTAGE TO (Respond based on Internal Evaluation by checking the appropriate column.)		
	GIRLS' PROGRAM	BOYS' PROGRAM	NEITHER PROGRAM
OPPORTUNITIES			
Accommodation of Interest and Abilities		✓	
BENEFITS			
Equipment and Supplies			✓
Scheduling of Games and Practice Time			✓
Travel and Per Diem Allowances			✓
Coaching			✓
Locker Rooms, Practice and Competitive Facilities			✓
Medical and Training Facilities and Services			✓
Publicity			✓
Support Services			✓
Athletic Scholarships			✓
Tutoring			✓
Housing and Dining Facilities and Services			✓
Recruitment of Student Athletes			✓

Principal's Signature: Kimberly Berts Date: 4/11/03

2002-2003 INTERSCHOLASTIC ATHLETICS SURVEY

Summary of Student Responses

School Name: Dixie Heights
 School Enrollment: 1,099
 Date: 4/11/03
 Completed By: Tom Spritzky

Instructions:

1. Summarize the Student Athletics Interest Surveys Form T-61 by listing the total number of responses on the line next to each sport.
2. Under the Other Category please provide a listing of the sports as well as the number of students who are interested in participating.
3. Please sign and date the Summary Form (T-63) and mail the Summary Form only to the KHSAA by April 15, 2003. Do not mail the student surveys (Form T-61). However, these Forms should be maintained in your files in the event they are requested subsequently.

1,099 Number of Surveys
774 Total Returned 70%
9-12 Grades Surveyed

How Was The Survey Administered? Distributed to entire student body
 (e.g. was it given in all English classes, or all home rooms, or advisee/advisor?) during 1st period.

Fall Sports (List Total Number of Participation Responses)

39 Cross Country (Girls)
14 Cross Country (Boys)
15 Field Hockey (Girls)
170 Football (Boys)
15 Golf (Girls)
47 Golf (Boys)
60 Soccer (Girls)
43 Soccer (Boys)
88 Volleyball (Girls)
22 Volleyball (Boys)

Winter Sport (List Total Number of Participation Responses)

66 Basketball (Girls)
127 Basketball (Boys)
57 Gymnastics (Girls)
 { 54 Indoor Track (Girls)
 54 Indoor Track (Boys)
35 Swimming & Diving (Girls)
16 Swimming & Diving (Boys)
45 Wrestling (Boys)

Spring Sport (List Total Number of Participation Responses)

<u>119</u>	Baseball (Boys)
<u>38</u>	Fast Pitch Softball (Girls)
<u>67</u>	Slow Pitch Softball (Girls)
<u>52</u>	Tennis (Girls)
<u>26</u>	Tennis (Boys)
<u>58</u>	Track (Girls)
<u>46</u>	Track (Boys)

Other Sports (From Student Survey T-61 Question 10)

Name of Sport	Number of Students Interested In Participating
<u>Boxing</u>	<u>63</u>
<u>LACROSSE</u>	<u>49</u>
<u>Hockey (Ice)</u>	<u>38</u>
<u>RUGBY</u>	<u>21</u>
<u>BOWLING</u>	<u>18</u>
<u>CREW</u>	<u>18</u>
<u>Girls Football</u>	<u>15</u>
<u>Field Hockey</u>	<u>14</u>

Number of Students who participate in Intramural Sports.
(From Student Survey T-61 Question 5)

<u>Sport</u>	<u>Number</u>
<u>NONE</u>	

List Intramural Sports students are interested in adding:
(From Student Survey T-61 Question 6)

<u>Sport</u>	<u>Number</u>
<u>Basketball</u>	<u>256</u>
<u>Soccer</u>	<u>102</u>
<u>Flag Football</u>	<u>87</u>
<u>Volleyball</u>	<u>72</u>
<u>GOLF</u>	<u>37</u>

Participation in Non-School Sports Activities
(From Student Survey T-61 Question 7)

<u>Sport</u>	<u>Number</u>
Basketball	418
Soccer	251
Volleyball	172
Running	117
Golf	62
Aerobics	26

Reasons for not participating in interscholastic athletics.
(From Survey Question 8)

<u>Response</u>	<u>Number</u>
92 I prefer other activities such as band, chorus, etc.	
132 I don't have time	
55 The practice schedules and game times are inconvenient	
41 The sport I like isn't offered	
27 It's too expensive	
33 I prefer to participate in club or intramural sports	
115 Working	
69 Other	

Student Suggestions to encourage participation

- Study Hall for Athletes
- Transportation to Games
- Earlier Practice & Games
- Better Practice & Game Facilities at Dixie Heights

Kimberly A. Berta
Principal's Signature

4/11/03
Date

Dixie Heights
School Year: 2002-03
Principal's Signature:
Date: April 10, 2003

2002-2003
TITLE IX

CORRECTIVE ACTION PLAN

To complete this form, indicate the intended area which needs corrective action, the suggested change and time table for implementation. You may copy this form as needed. Please attach corrective action plans along with audit forms and submit by April 15, 2003.

ITEM FOR CORRECTION	SUGGESTED CHANGE	TIME TABLE FOR CORRECTIVE ACTION
Accommodations of Interest and Abilities	If sanctioned by KHSAA, there is viable interest to implement the sport of field hockey	One year and re-evaluate
	Continue to advertise and promote women's athletics	One year and re-evaluate

▪ An explanation (status report) is needed for all areas identified previously as items for correction as well as all areas currently identified as items for correction. This form shall be typed.

Principal's Signature: Kimberly A. Barts

Date: 4/11/03